



The 750 mm high Cube cabinet can be installed separately or on top of each other, giving you a tall cabinet. Lean and basic since its conception, Cube medium cabinet remains contemporary. Available décors range from white/semi-gloss front to dark oak. Door fitting tested for 20.000 cycles. 2-year warranty provided.

Medium cabinet, 1 door left/right, 2 shelves

Door type: Hinged




Doors and drawers combination: 1 Door

Furniture structure: Doors

Installation type: Wall-hung

Internal shelves: 2

Colours and options

	H4537111763001 White
	H4537111763521 Anthracite matt
	H4537111765141 Ash

Dimensions

Length: 345 mm.

Width: 250 mm.

Height: 750 mm.

Compatible with

H453631 Vanity unit, 2 doors, incl. washbasin
600x340 mm

H453601 Vanity unit, 2 doors, incl. washbasin
650x430 mm

Technical drawings

